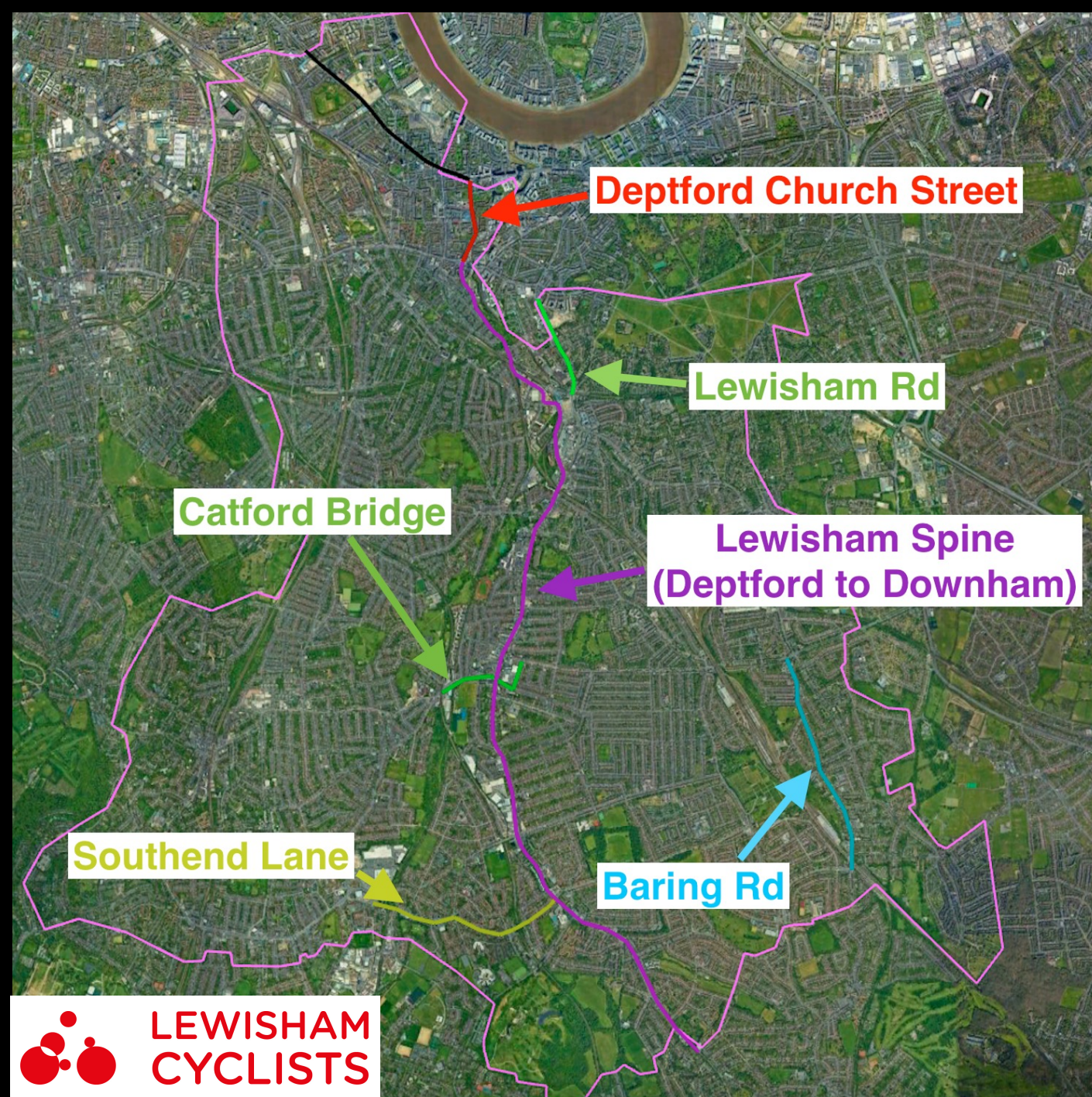


Safe Cycle Routes

Target: Build 10km of protected cycle lanes on key main roads



Safe Cycle Routes

Target:

Quiet Cycle Routes Through Liveable Neighbourhoods

- Catford to Forest Hill via Elm Lane
- Canal Approach (Deptford Parks Liveable Neighbourhood (DPLN))
- Cycleway 14 completion (Deptford)
- Kent House to Greenwich Cycleway completion.



Liveable Neighbourhoods

Target:

Enable shift to active travel and enhance the public realm

- School streets
- Secure cycle parking (300 additional Cycle Hangers)
- Traffic reduction using modal filters
- Enable two-way cycling on one-way streets (20 conversions).



Embrace Shared Micromobility

Target: Bring bike and scooter hire services to Lewisham



Bring TfL London Hire Bikes docking station(s) to the Deptford area.

- Funded from S106 contributions from the massive, but poorly connected, Convoys Wharf development and other local developments.
- Capitalizing on the recent construction of Cycleway 4 and proposed new cycleway scheme on Deptford Church Street.

Support the growth of dockless bicycles and current trials of eScooters.

- Introduce regulations to manage their safe parking and work collaboratively with neighbouring boroughs, and TfL, to ensure services are continuous across borough boundaries.

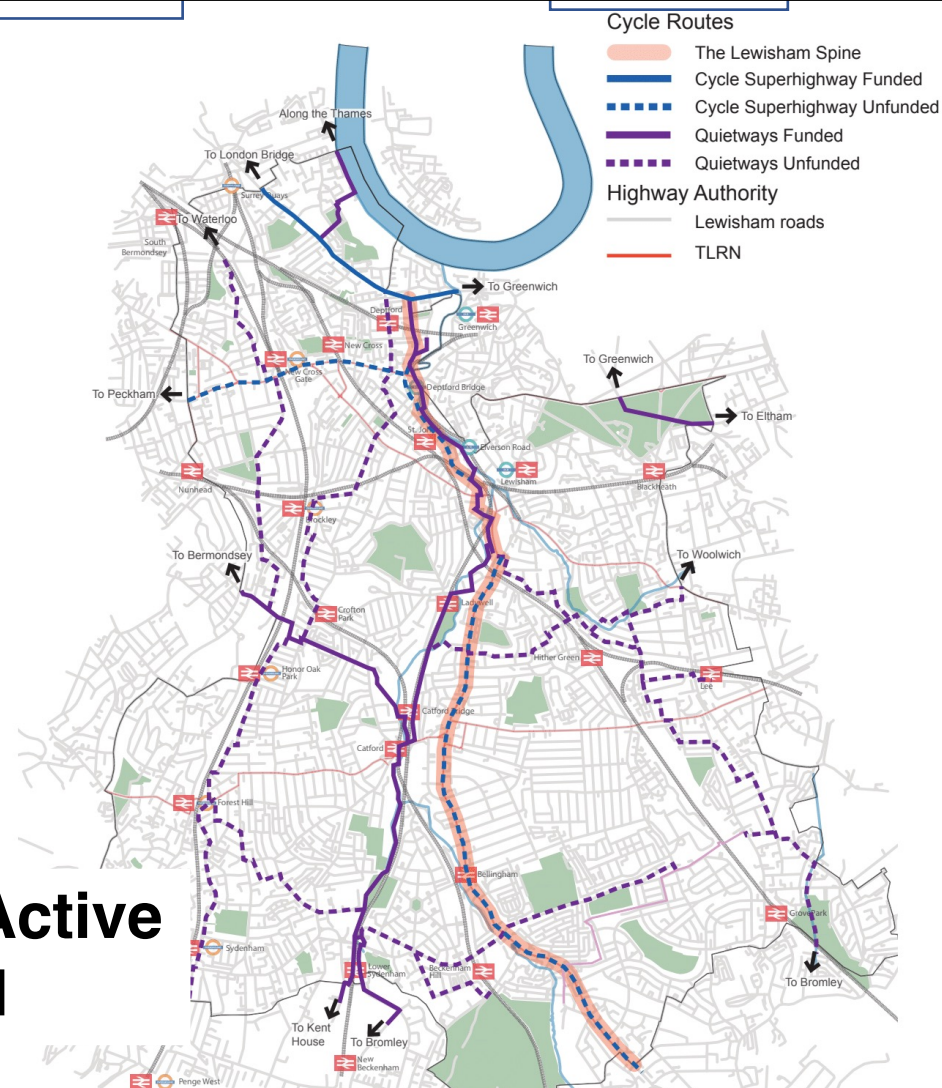
Dedicated Active Travel Fund

Target:

Commit consistent funds to enabling active travel


Allocate a defined proportion of Highways budget plus contributions from S106 and NCIL Borough-wide funds to a dedicated active travel fund.


- Additional to TfL LIP funding which is not currently assured.
- Enable an ongoing pipeline of active travel schemes. Eliminate historic stop/start in these activities.





**See our infrastructure
campaign objectives:**


<https://lewishamcyclists.org.uk/campaign-update/>


- ☒ **Protected cycle lanes**
- ▼  All items


- ☒ **Walking and Cycling bridges**
- ▼  All items

- ☒ **Secure Cycle Parking**
-  Lewisham Gateway Cycle Hub

- ☒ **Protected walking and cycling crossings**
- ▼  All items

- ☒ **One way to two way cycling conversion**
- ▼  All items

- ☒ **Cycle routes**
- ▼  All items

- ☒ **Modal filters - new**
- ▼  All items

- ☒ **Modal filters - improved**

